



विदेश व्यापार महानिदेशालय
DIRECTORATE GENERAL OF
FOREIGN TRADE

Directorate General of Foreign Trade

User Help File

Interest Equalization Scheme (IES) User Manual for Exporters

Version 1.1

March 2022

Table of Contents

1. Introduction and Accessing DGFT Portal	2
2. Contact@DGFT	2
3. Registering on New Portal	3
4. Pre-Requisites for Interest Equalization Scheme.....	5
5. Apply for Interest Equalization Scheme.....	6
6. Viewing the Submitted Application and Acknowledgement Letter	16

1. Introduction and Accessing DGFT Portal

This document is the help file for basic IEC functions in the new system. To access the new portal, navigate to <https://dgft.gov.in>

The new portal is compatible with the following browsers: Chrome 70 + / Firefox 70 + / IE 12 +

Users are advised to refer to the latest help file available under Learn > Online Help & FAQs in the DGFT Portal.

2. Contact@DGFT

To raise any concern to DGFT the user may call the given Toll Free Helpline number given on the DGFT Portal or raise a service request through DGFT Helpdesk service under Services → “DGFT Helpdesk Service”.

3. Registering on New Portal

To Register on Directorate General Foreign Trade (DGFT) portal you would require:

- a) Internet Connection
- b) Valid Email and Mobile Phone Number

Then proceed with the following steps.

1. Visit the DGFT website and proceed with registration process.
2. Enter the Registration Details.

Select Register User as “**Importer/Exporter**”

LOGIN REGISTER

Register User As*
Importer/Exporter

First Name *
PRASHANT

Last Name *
SEHGAL

Email ID *
[Redacted]

Mobile No. *
[Redacted]

Pincode*
134003

District*
AMBALA

State*
HARYANA

City *
Ambala City

RXNXB

Type the above CAPTCHA Code. *
RXNXB

By registering you are agreeing to our terms & conditions.

Send OTP

Fill in the information below. Fields marked * are mandatory to fill in.

OTP sent successfully

REGISTER

First Name *
PRASHANT

Last Name *
SEHGAL

Email ID *
[Redacted]

Mobile No. *
[Redacted]

Enter Mobile OTP *
Enter Mobile OTP

Enter Email OTP *
Enter Email OTP


1 : 55

Back Register

Enter OTP's received

Click on Register

3. Enter the OTPs received on email and mobile number.
4. Upon Successful validation of the OTP, you shall receive a notification containing the temporary password which you need to change upon first login.




4. Pre-Requisites for Interest Equalization Scheme

To Apply for Interest Equalization Scheme on the DGFT portal you would require:

- a) Valid Login Credentials to DGFT Portal (After Registering on DGFT Portal).
 - b) User should have an 'Active IEC '
 - c) User should have an active DSC or Aadhaar e-sign of the firm's member for submission.
 - d) Firm's bank account with active and validated details for generating the UIN.
 - e) IEC DEL status should be N
-

5. Apply for Interest Equalization Scheme

Then proceed with the following steps:

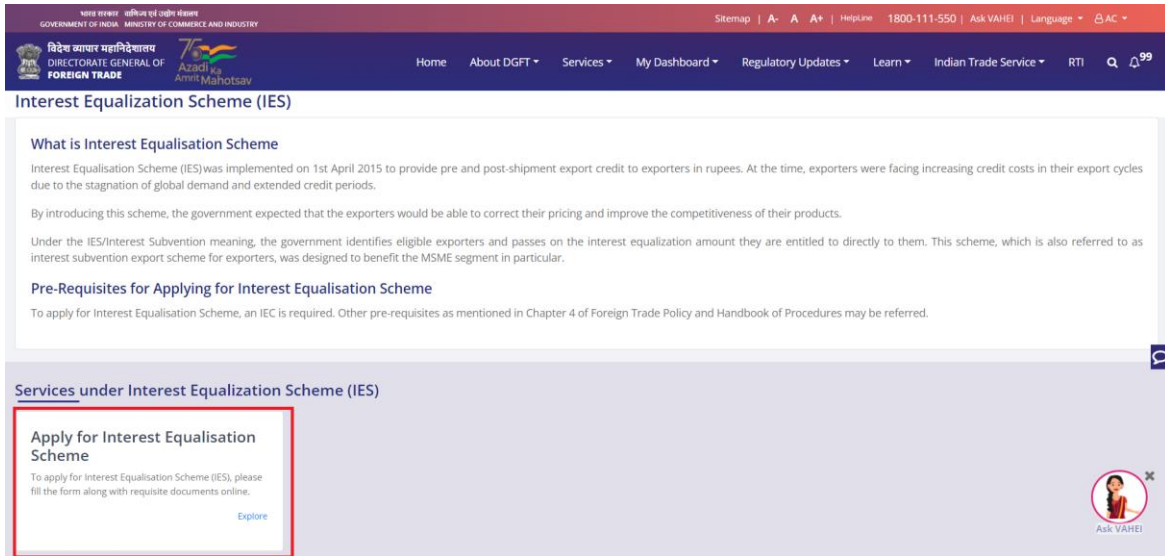


1. Visit the DGFT website <https://www.dgft.gov.in/CP> and login in to the portal using valid credentials.

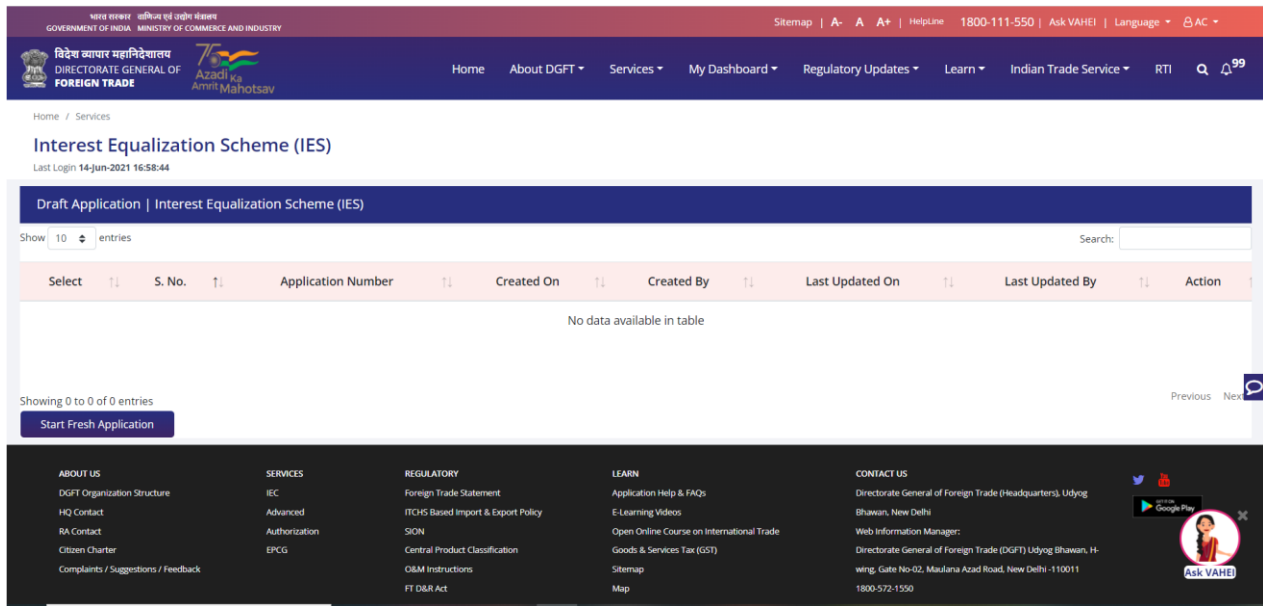
2. Post login click on navigate using Menu “**Services >> Interest Equalization Scheme (IES)**”.

The screenshot displays the DGFT website dashboard. The top navigation bar includes the Government of India logo, the Directorate General of Foreign Trade logo, and the text 'GOVERNMENT OF INDIA | MINISTRY OF COMMERCE AND INDUSTRY'. The main navigation menu includes 'Home', 'About DGFT', 'Services', 'My Dashboard', 'Regulatory Updates', 'Learn', 'Indian Trade Service', and 'RTI'. The 'Services' menu is open, showing a list of options: IEC Profile Management, DGFT Helpdesk Service, View IEC Related Details, Advance Authorisation / DFIA, EPCG, Gems & Jewellery Schemes, Import Management System, Export Management System, Online e-COM Application, Other Services, Certificate Management, MEIS, Quality Complaints & Trade Disputes, Inspection Agency Recognition, **Interest Equalization Scheme (IES)**, Deemed Export, SEIS, ROSCTL, Transport & Marketing Assistance, Certificate of Origin, Policy Relaxation Committee, and Enforcement Cum Adjudication Proceedings. The 'Interest Equalization Scheme (IES)' option is highlighted with a red box. A blue arrow points to this option from the left side of the dashboard. The dashboard also shows 'Ac's Dashboard' with the last login time '14-Jun-2021 16:58:44'. There are several notification cards under 'For Your Action Notifications' and a 'Frequently Accessed Links' section with buttons for 'Advanced Authorisation', 'MEIS', 'IEC', 'EPCG', 'SEIS', and 'Search Norms'. A 'Valid IEC Status' card shows '0' and a '34 Authorisations Issued' card is also visible.

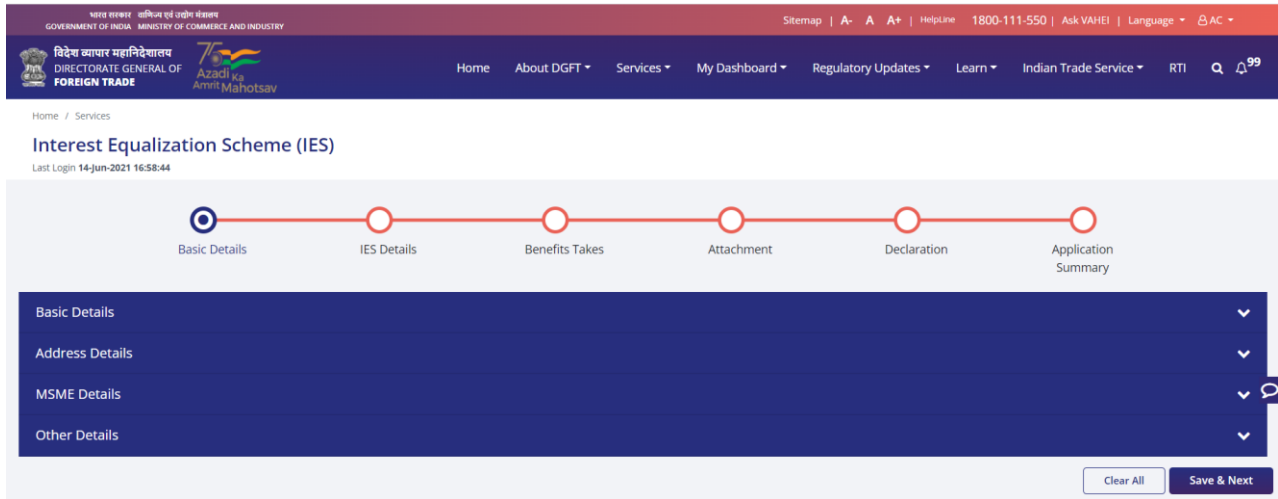
3. Click on **“Interest Equalization Scheme (IES)”**, system will navigate the user to Interest Equalization Scheme Page.



4. Click on **“Start Fresh Application”** button or click on **“Proceed with Existing Application”** Button incase user has already saved adraft application.

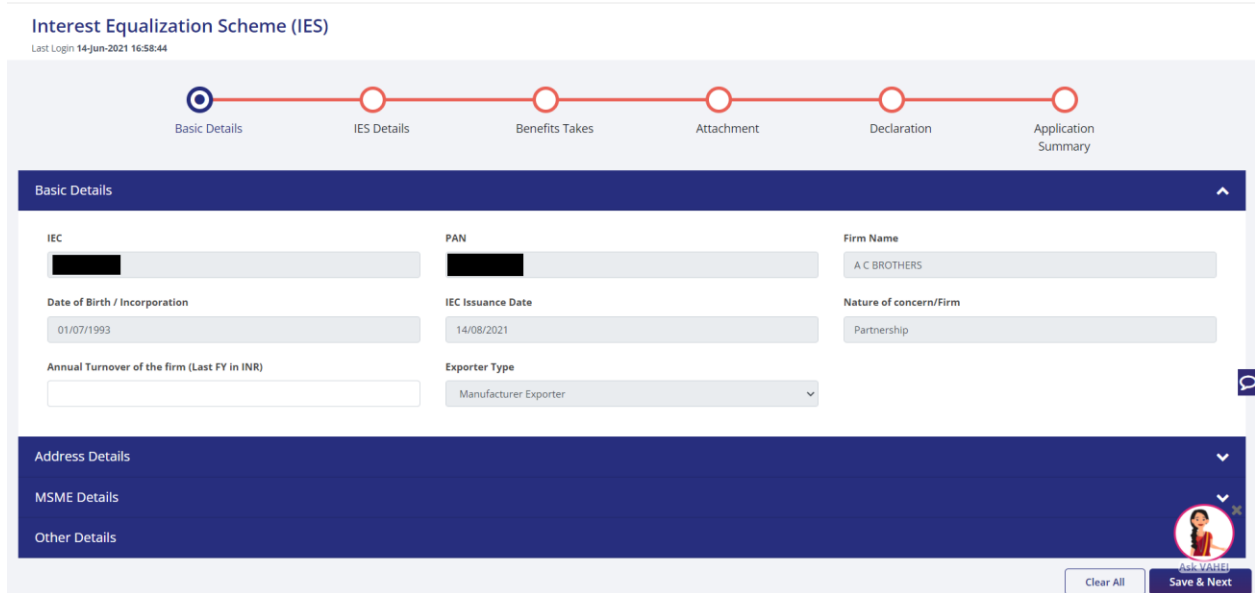


5. After clicking on “Start Fresh Application”, system will navigate the user to the Basic details.



- On Basic Details Screen - System will show the Basic details, Address details, MSME details and Other details

As user clicks on the Basic Details dropdown on the screen, system will display all the details (as seen in below screenshot) linked with user’s IEC



After Basic Details, “Address details” is the next step where-in the user has to select a branch from the options in “Branch” dropdown which are added to the IEC.

Interest Equalization Scheme (IES)

Last Login 14-Jun-2021 16:58:44

The screenshot shows the 'Basic Details' section of the IES application form. The 'Branch' dropdown menu is open, displaying three options: '001-LAKRI FAZALPUR NATIONAL,HIGHWAY-24 DELHI ROAD,MORADABAD,UTTAR PRADESH,MORADABAD,244001', '002-UNIT-3- 12 KM JOYA MILESTONE,DELHI ROAD N H 24 VILLAGE JIWAJ,AMROHA J P NAGAR,UTTAR PRADESH,AMROHA,244221', and '000-LAKRI FAZALPUR NATIONAL HIGHWAY-24,DELHI ROAD,MORADABAD CONTACT NO 9837829111,UTTAR PRADESH,MORADABAD,244001'. The 'Address Details' section is partially visible below.

As a branch is selected, its corresponding details are auto-populated as shown below.

The screenshot shows the 'Basic Details' section of the IES application form. The 'Branch' dropdown menu is selected with the option '001-LAKRI FAZALPUR NATIONAL,HIGHWAY-24 DELHI ROAD,MORADABAC'. The corresponding address details are auto-populated: 'Address Line 1' is 'LAKRI FAZALPUR NATIONAL', 'Address Line 2' is 'HIGHWAY-24 DELHI ROAD', 'City' is 'MORADABAD', 'State' is 'UTTAR PRADESH', and 'Pin Code' is '244001'. The 'MSME Details' and 'Other Details' sections are visible below.

Next comes the MSME details, these details are also extracted from the IEC of the user.

Interest Equalization Scheme (IES)

Last Login 14-Jun-2021 16:58:44

Basic Details
Address Details
MSME Details

Show 10 entries

Sl. No.	Registration Number	Registration Type	Date of Issue	Issuing Authority	Products for which registered
1	090041208344 PART-2	SSI (Small Scale Industry)	07/03/2015	07-03-2015	HANDICRATF

Showing 1 to 1 of 1 entries

Other Details

Clear All

The last step on Basic Details screen is the “Other Details” section where-in user has to enter certain details like number of employees in the firm, whether the applicant is from a north eastern state etc. The labels with (*) mark are mandatory to fill, and without filling these details user won’t be able to move forward in the application.

Interest Equalization Scheme (IES)

Last Login 14-Jun-2021 16:58:44

Basic Details
Address Details
MSME Details
Other Details

No. of Employees *

Application on behalf of *

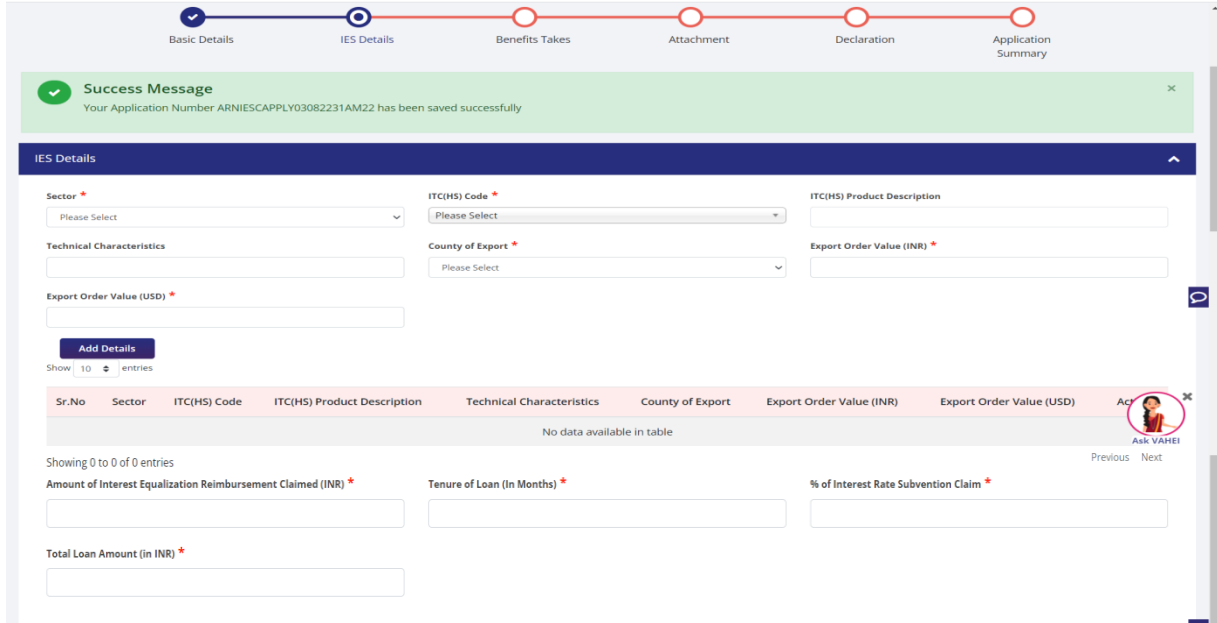
Whether applicant is (if applicable)
 SC/ST Women

Whether applicant is from North Eastern State *
 Yes No

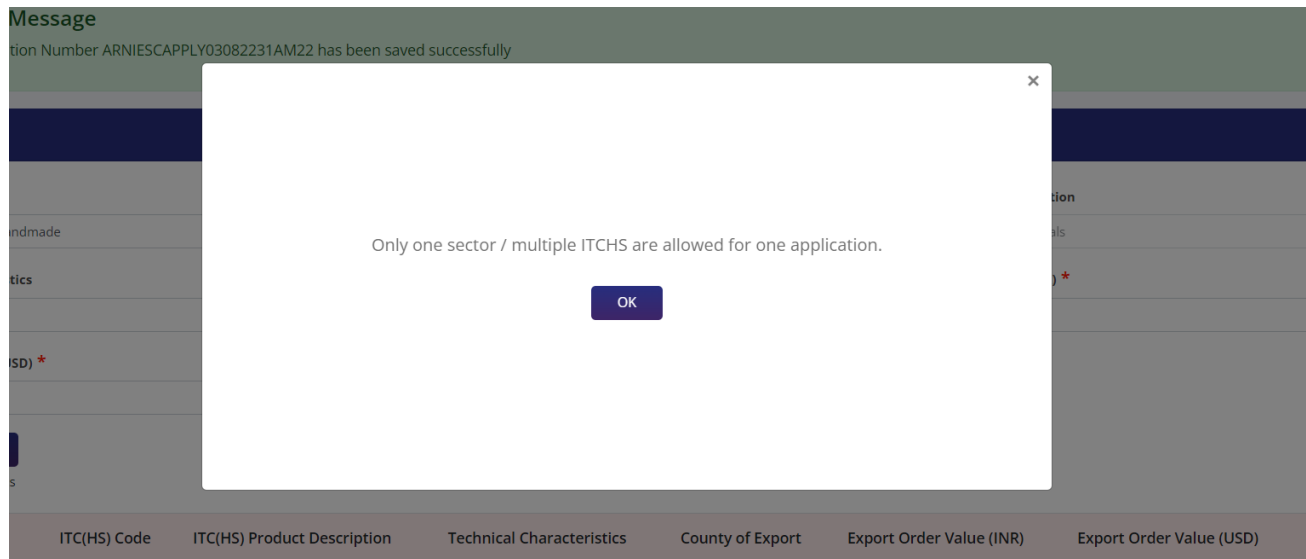
I We have updated my/our profile in ANF-1 (My IEC profile)

Clear All

- As the I/E fills all the basic details, next part of the application is the “IES Details” screen. At this stage an application number (ARN) will be generated for the application which will be displayed on the top. The first part of the IES Details is filling in the product details and other loan details as shown in the screenshot below.



Note: User can choose only one sector of products for one application with facility of adding items with different ITC(HS) code within the same sector.



User may enter details in the fields related to loan like “Amount of Interest Equalization Reimbursement Claimed”, “Tenure of Loan”, “% of Interest Rate Subvention Claim” and “Total loan Amount”.

Next and the last sub-section of the IES Details screen is the “Banks Details” section in which the user selects the bank from which the loan is to be procured. By default all the banks available in the IEC are selected, however the user can select/deselect as per the needs.

Bank Detail

Note:

- The bank details are as per your IEC Profile. In case the Bank Account details are not visible, please modify your IEC.
- Select the Bank from which the loan is to be procured. In case you do not have an account with the bank.

[View IES valid Bank List.](#)

Show 10 entries

Select	Account No	Account Holder Name	IFS Code	Bank Name	Branch Name
<input checked="" type="checkbox"/>	[REDACTED]	A C BROTHERS	BARB0INTMOR	BANK OF BARODA	IBB CIVIL LINE MORADABAD
<input checked="" type="checkbox"/>	[REDACTED]	A C BROTHERS	SBIN004113	STATE BANK OF INDIA	COMMERCIAL BRANCH, MORADABAD

Showing 1 to 2 of 2 entries

Previous Next

Clear All Save & Next

• Next the user clicks on “Save & Next” button, and system will take user to next screen which is “Benefit Taken”. On this screen user gives in the details of benefits that user is availing from the DGFT till date. These details are auto-populated from IEC, also user can add new benefits if required.

Progress: Basic Details, IES Details, **Benefits Taken**, Attachment, Declaration, Application Summary

Success Message
Your Application Number ARNIESCAPPLY03082231AM22 has been saved successfully

Benefits Taken

Note: Please specify the benefits availed from DGFT.

Subsidy/Incentive/Duty Nullification Schemes availed *
Please Select

File Number *
[REDACTED]

License/Script Number *
[REDACTED]

Date of Approval *
[REDACTED]

CIF / Scrip Value of Benefit *
[REDACTED]

Status *
Please Select

Add Details

Show 10 entries

Sr.No	Subsidy/Incentive/Duty Nullification Schemes availed	File Number	License/Script Number	Date of Approval	CIF / Scrip Value of Benefit	Status	Action
1	EPCG	292102100054AM17	2930000424	30/11/2016	0.0	Approved	-
2	EPCG	292102100018AM20	2930000546	30/07/2019	0.0	Approved	-
3	EPCG	292102100020AM20	2930000545	30/07/2019	0.0	Approved	-
4	EPCG	292102100021AM18	2930000453	30/06/2017	0.0	Approved	-

Ask VAHEI

- Clicking the Save & Next button takes user to the “Attachment” screen.
The I/E has to upload relevant application using the following steps:
 - Select the attachment type i.e. Export Orders or IES Attachments.
 - Upload the relevant attachment which can be of pdf or jpg formats only.
 - Enter the Remarks (Optional).
 - Click on “Upload Attachments” button.

- Proceeding further in the application, next comes the “Declaration” screen
User has to read and accept the declaration and click on save and next button to view the application summary.

ii. I had provided all the details of Subsidy/Incentive/Duty nullification Schemes that i had availed.

iii. This application does not contain any ITC (HS) products which are ineligible under IES as specified in ANNEXURE-A of DoC's Notification No. RBI/2015-16/259 dated December 4, 2015, as amended from time to time.

3. I/We undertake to abide by the provisions of the Foreign Trade (Development and Regulation) Act, 1992, as amended from time to time, the Rules and Orders framed there under, the Foreign Trade Policy, the Handbook of Procedures..

4. I/We hereby certify that that particulars and statements made in this application are true and correct and nothing has been concealed or held therefrom.

5. I/We fully understand that any information furnished in the application if found incorrect or false will render me/us liable for any penal action or other consequences as may be prescribed in law or otherwise warranted.

6. I hereby certify that I am authorized to verify and sign this declaration as per Paragraph 9.06 of the Foreign Trade Policy.

7. We have not availed/availing benefits under Production Linked Incentive Scheme.

Tick the box as acceptance of declaration/ undertaking and fill in the details below. *

Place* **Date***

User Details
(Note: If user profile are not updated, Please update your logged in user profile before submitting the application by clicking on your Username > Profile in the top right corner of website.)

Name : AC Bros **Designation** : Partner
Email : **Mobile** :
Office Address : 002-UNIT-3- 12 KM JOYA MILESTONE, DELHI ROAD N H 24 VILLAGE JIWAJ, AMROHA J P NAGAR, UTTAR PRADESH, AMROHA, 244221,
Residential Address : MORADABAD, MORADABAD, UTTAR PRADESH, 244001

- On application summary page, click on the print button to view and print the Application Summary for future references, then scroll down to check the fee of the application. The charges for generating a UIN shall be Rs 200. Now click on the sign button after reviewing application summary.

Basic Details ↑

Application Number ARNIESCAPPLY03082231AM22	File Number	
IEC ██████████	PAN ██████████	Firm Name A C BROTHERS
Date of Birth / Incorporation 01/07/1993	IEC Issuance Date 14/08/2021	Nature of concern/Firm Partnership
Annual Turnover of the firm (Last FY in INR)	Exporter Type Manufacturer Exporter	

Address Details ↑

Branch 001-LAKRI FAZALPUR NATIONAL, HIGHWAY-24 DELHI ROAD, MORADABAD, UTTAR PRADESH, MORADABAD, 244001.	Address Line 1 LAKRI FAZALPUR NATIONAL	Address Line 2 HIGHWAY-24 DELHI ROAD
City MORADABAD	State UTTAR PRADESH	Pin Code 244001

MSME Details ↑

Sl.No	Registration Number	Registration Type	Date of Issue	Issuing Authority	Products for which registered
1	090041208344 PART-2	SSI (Small Scale Industry)	07/03/2015	07-03-2015	HANDICRAFT

ii. I had provided all the details of Subsidy/Incentive/Duty nullification Schemes that I had availed.

iii. This application does not contain any ITC (HS) products which are ineligible under IES as specified in ANNEXURE-A of DoC's Notification No. RBI/2015-16/259 dated December 4, 2015, as amended from time to time.

3. I/We undertake to abide by the provisions of the Foreign Trade (Development and Regulation) Act, 1992, as amended from time to time, the Rules and Orders framed there under, the Foreign Trade Policy, the Handbook of Procedures..

4. I/We hereby certify that the particulars and statements made in this application are true and correct and nothing has been concealed or held therefrom.

5. I/We fully understand that any information furnished in the application if found incorrect or false will render me/us liable for any penal action or other consequences as may be prescribed in law or otherwise warranted.

6. I hereby certify that I am authorized to verify and sign this declaration as per Paragraph 9.06 of the Foreign Trade Policy.

7. We have not availed/availed benefits under Production Linked Incentive Scheme.

Tick the box as acceptance of declaration/ undertaking and fill in the details below. *

Place* Date*

User Details
(Note: If user profile is not updated, Please update your logged in user profile before submitting the application by clicking on your Username > Profile in the top right corner of website.)

Name : AC Bros Designation : Partner
 Email : ██████████ Mobile : ██████████
 Office Address : 002-UNIT-3- 12 KM JOYA MILESTONE, DELHI ROAD N H 24 VILLAGE JIWALAMROHA J P NAGAR, UTTAR PRADESH, AMROHA, 244221,
 Residential Address : MORADABAD, MORADABAD, UTTAR PRADESH, 244001

After the successful payment and submission of the file a new File number and a UIN number will be generated. This UIN number can be used by the I/E to view the file's status. The UIN number is valid for 1 year from date of generation.


DGFT, Udyog Bhawan, New Delhi

E-PAYMENT RECEIPT

IEC	[REDACTED]
File Number	HQRIESCAPPLY00368609AM22
Date of Submission	2022-03-21 05:28:49
IP Address	0:0:0:0:0:1
Firm Name	A C BROTHERS
Firm Address	LAKRI FAZALPUR NATIONAL HIGHWAY-24DELHI ROADMORADABAD CONTACT NO 9837829111,244001
Service Availed	Interest Equalization Scheme (IES)
Mode of Signature	Digital Signature

PAYMENT DETAILS

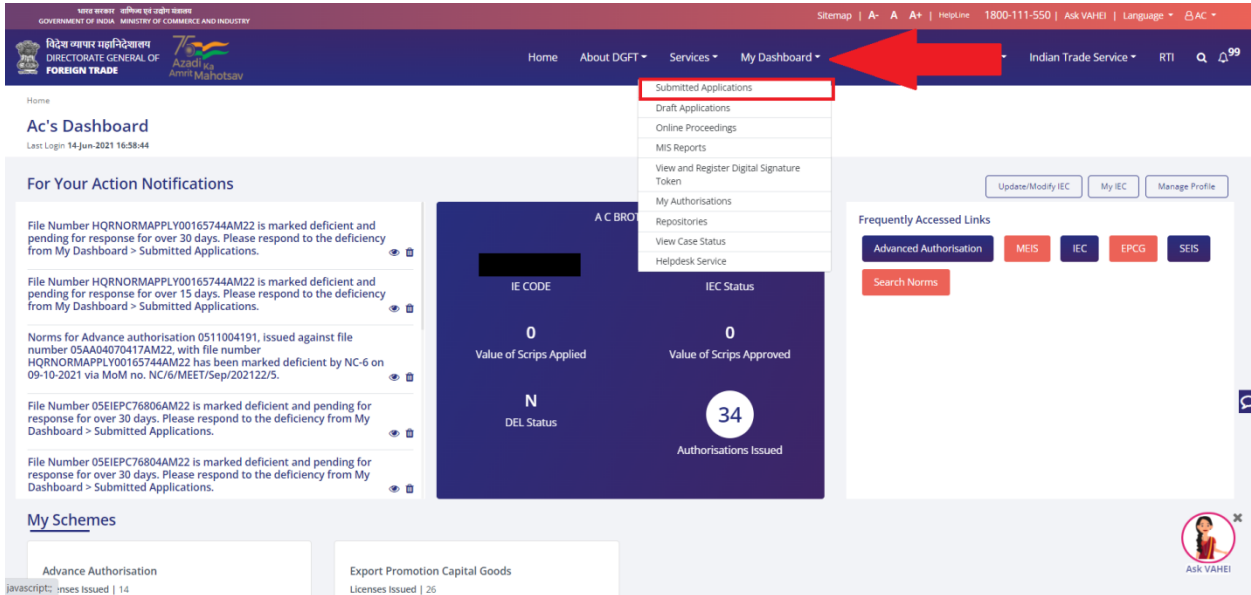
Transaction Id	2062403
Total Fee Amount (in INR)	200.00
Date of Submission	2022-03-21 05:28:49
Mode of Payment	ONLINE
Transaction Status	SUCCESS
Transaction Complete Date	2022-03-21 05:28:49

The UIN number will be available in the Acknowledgement letter generated corresponding to the submitted file. To view the letter user has to navigate through submitted applications. The whole step by step process is elaborated in the next section.

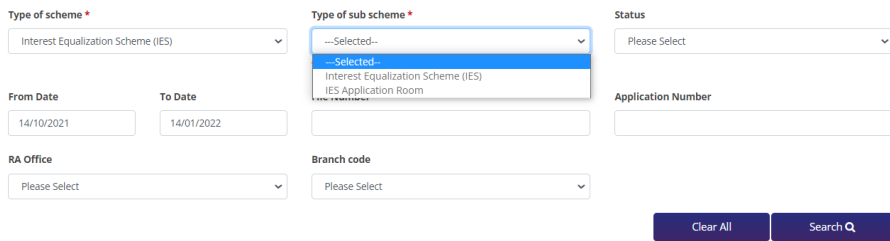
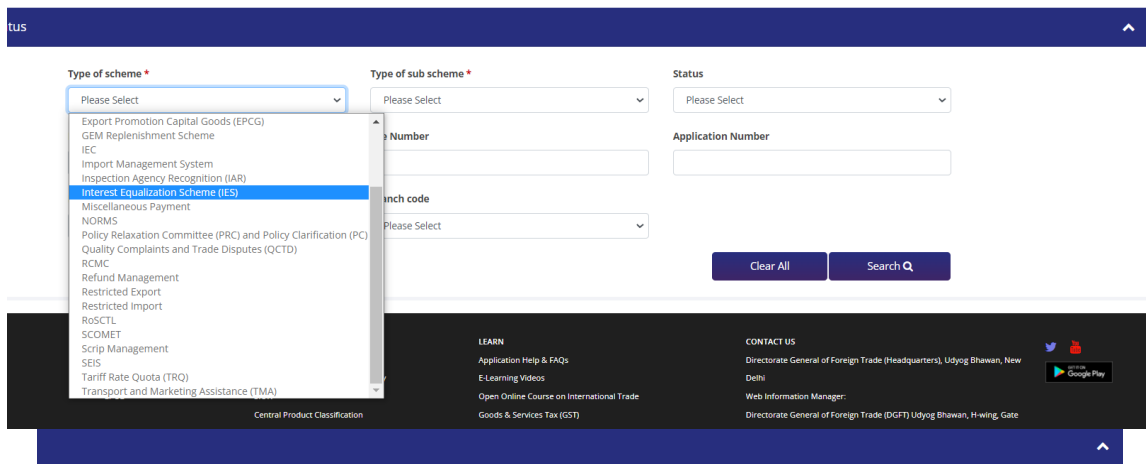
6. Viewing the Submitted Application and Acknowledgement Letter

Post successful submission of the file, user can view the submitted application.

Step 1 – Click on My Dashboard >> Submitted Applications



Step 2 – Select “Interest Equalization Scheme (IES)” as the “Type of scheme” from dropdown and “Interest Equalization Scheme (IES)” as the “Type of sub scheme”



Step 3 – Click on “Search” button
All the available results will be displayed in a grid

Track Application Status

Type of scheme *
Please Select

Type of sub scheme *
Please Select

Status
Please Select

From Date
14/10/2021

To Date
14/01/2022

File Number

Application Number

RA Office
Please Select


Branch code
Please Select

Clear All Search

Showing result for : Application process -> Interest Equalization Scheme (IES) Application Sub process -> Interest Equalization Scheme (IES) From Date - 14/10/2021 To Date - 14/01/2022

Search:

Sl.No.	Application Number	File Number	File Date	Entity Name	Branch	RA Office	File Status	Action
1	ARNIESCAPPLY03082231AM22	HQRIESCAPPLY00252360AM22	14/01/2022	A C BROTHERS	001	DGFT(HQ)	Approved	Action
2	ARNIESCAPPLY03079791AM22	HQRIESCAPPLY00251656AM22	30/12/2021	A C BROTHERS	002	DGFT(HQ)	Approved	Action
3	ARNIESCAPPLY03079123AM22	HQRIESCAPPLY00251569AM22	24/12/2021	A C BROTHERS	000	DGFT(HQ)	Approved	Action



Step 4 – To view the “Acknowledgement Letter” generated click on “Action” button alongside the respective file.

Search:

Sl.No.	Application Number	File Number	File Date	Entity Name	Branch	RA Office	File Status	Action
1	ARNIESCAPPLY04164291AM22	HQRIESCAPPLY00368609AM22	21/03/2022	A C BROTHERS	002	DGFT(HQ)	Approved	Action
2	ARNIESCAPPLY04166457AM22	HQRIESCAPPLY00368603AM22	21/03/2022	A C BROTHERS	002	DGFT(HQ)	Approved	Action
3	ARNIESCAPPLY04166427AM22	HQRIESCAPPLY00368599AM22	21/03/2022	A C BROTHERS	001	DGFT(HQ)	Approved	Action
4	ARNIESCAPPLY04166367AM22	HQRIESCAPPLY00368588AM22	21/03/2022	A C BROTHERS	002	DGFT(HQ)	Approved	Action
5	ARNIESCAPPLY04166342AM22	HQRIESCAPPLY00368584AM22	21/03/2022	A C BROTHERS	000	DGFT(HQ)	Approved	Action

Print
Payment Details
View Life Cycle
DSC/eSign Details
View Approved License/Rejection Letter

Step 5 – Click on the “View Letter” button to view the letter.

APPROVED LICENSE/REJECTION LETTER DETAILS

Showing result for : Application process -> Interest Equalization Scheme (IES) Application Sub process -> Interest Equalization Scheme (IES) Application Number - ARNIESCAPPLY04164291AM22 File Number - HQRIESCAPPLY00368609AM22

Sl.No.	Issued By	Issued Date	Letter Type	View Letter
1	DGFT(HQ)	21/03/2022	IES Acknowledgement Letter	View Letter

Previous 1 Next

The “Acknowledgement Letter” will open up as shown below.

UDINESC00166190AM22

Acknowledgement Letter
(Application Form for Interest Equalization Scheme (IES))

Application Number	ARNIESCAPPLY04164291AM22	File Number	HQRIESCAPPLY00368609AM22
UIN Number	IES00000128AM22	UIN Date	21-03-2022
UIN End Date	21-03-2023		
1. Basic Details			
IEC Number	2993001221	PAN	AAFFA3252M
Firm Name	A C BROTHERS	Date of Birth / Incorporation	01-07-1993
IEC Issuance Date	14-08-2021	Nature of concern/Firm	Partnership
Annual Turnover of the firm (Last FY in INR)		Exporter Type	Manufacturer Exporter
2. Address Details			
Branch	002-UNIT-3- 12 KM JOYA MILESTONE,DELHI ROAD N H 24 VILLAGE JIWAL,AMROHA J P NAGAR,UTTAR PRADESH,AMROHA,244221,	Address Line 1	UNIT-3- 12 KM JOYA MILESTONE
Address Line 2	DELHI ROAD N H 24 VILLAGE JIWAL	City	AMROHA J P NAGAR